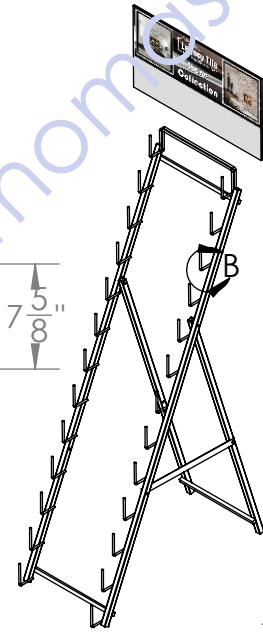



DESIGNED FOR MAX 1-1/2" THICK SAMPLES



1 1/2" O.A. THICKNESS

62 3/8"

70 5/8"

60 1/2"



42"

4 1/16"

3 1/8"

2 1/2"

31 11/16"





Intellectual Property of ThomasRECOM

SIGN SLIDES DOWN INTO WIRES AS SHOWN



SEE SHEET 1 FOR EXPOSED AREA

WHITE SIGN

