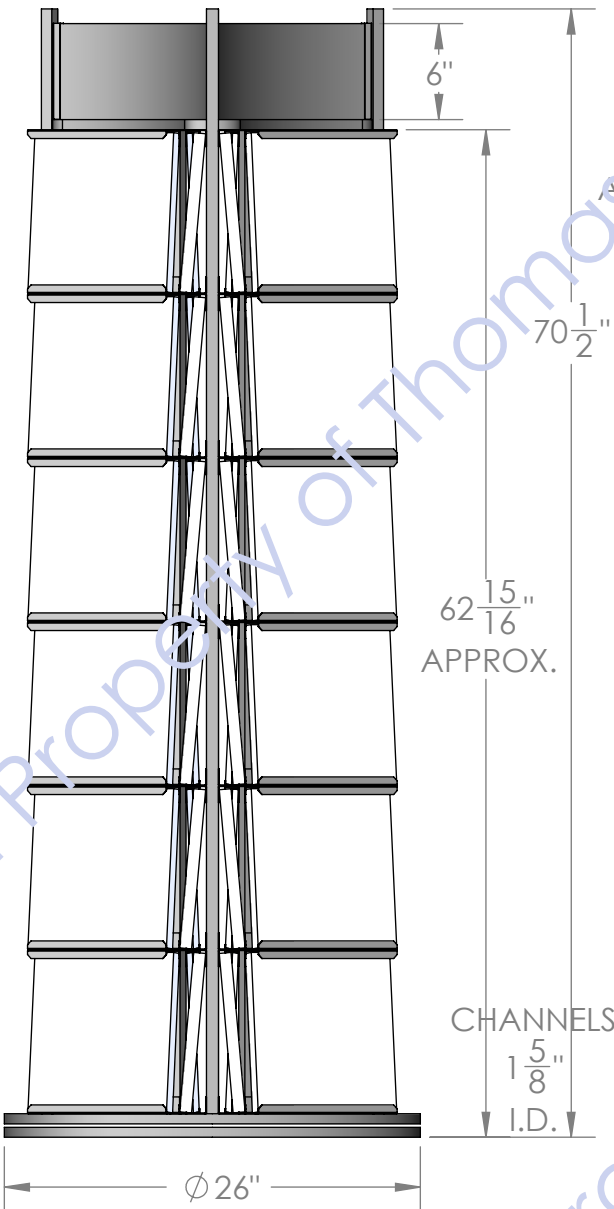
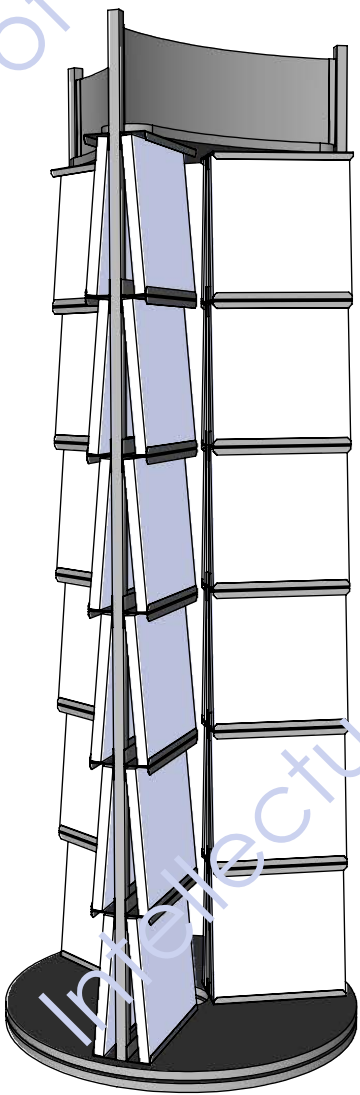



26" DIAMETER
3-WINGS
SAMPLES: 10" TALL X 10" WIDE
X 3/4" THICK
ACCEPTS 36 SAMPLES
3 HEADER SIGNS
ROTATES ON BASE
STEEL TUBE FRAME
SHEETMETAL CHANNELS
DURABLE BLACK
SATIN TEXTURE FINISH
BASE IS DURABLE MDF



9 1/16"
C.A.
APPROX.

BIGGER
CHANNELS
AS OF 12-2-21

1 5/8"
I.D.

CHANNELS
1 5/8"
I.D.